



The Morningside Messenger

Morningside Primary School and Children's Centre Newsletter

Thursday 17th September 2020

Welcome Back



We have welcomed back all of the children during the past week and also said hello for the first time to new children in Rainbow Nursery, Nursery and Reception.

I am so pleased that the children have settled well and are enjoying their learning. There are many changes around the building such as one-way systems and forward-facing desks. The children have managed the changes extremely well and show a good understanding of the importance of hand hygiene.

The Morningside [Twitter](#) and [Instagram](#) are regularly updated with photos and information about the learning that we are doing. I strongly suggest that all families follow us on these media and have a look at our website when you have a moment. The login details are on the last page of the Mag.

Last week we all talked about staying safe online and our digital footprint. There are some excellent resources for you to use in order to support your child: www.saferinternet.org.uk/advice-centre/parents-and-carers

Please get in touch if you have any questions.

Important Dates

Black History Month

1st-31st October 2020

Half Term

26th-30th October 2020

Parent Meetings

TBC

Governing Body Meeting

November 2020

Anti-Bullying Week

16th-20th November 2020

No Pens Day

Wednesday 25th

November 2020

Value of the Week



Determination

Phrase of the Week

Me Llamo



(My name is . . .)



Autumn

Edition





Welcome Back Morningside





Drop-off and collection details

Thank you to all families for your patience. We have more than 400 children and need to make sure that they can wash / sanitise their hands before entering the building. For this reason and to make sure that the teaching time stays the same we have had to stagger start and finish times.

If you have more than one child and want to drop them together you can do so at the later start time. You can also collect all of your children together at the latest collection time.



We need to do our best to keep everyone in our school community safe. Please ensure that you are following the social distancing rules at drop-off and collection times. Please call the office if another family member or friend is collecting your child/ren. Thank you.



Drop-off and collection details

Year group	Collection/ Drop-off point	Drop-off time	Collection time
Nursery AM	Nursery gate	8:50am	12:00pm
Nursery PM	Nursery gate	12:30pm	3:30pm
Nursery Full Time	Nursery gate	8:50am	3:30pm
Reception	Small front gate	9:00am	3:20pm
Year 1	Back gate	9:00am	3:20pm
Year 2	Back gate	8:50am	3:10pm
Year 3	Small front gate	8:50am	3:10pm
Year 4	Car Park	9:00am	3:20pm
Year 5	Back gate	8:40am	3:00pm
Year 6	Car Park	8:30am	3:00pm
Breakfast Club	Small front gate	From 8am	N/A
Play Centre	Small front gate	N/A	3:30pm-6pm



School Streets

Zone SS14 – Morningside Primary School – Chatham Place and Ram Place

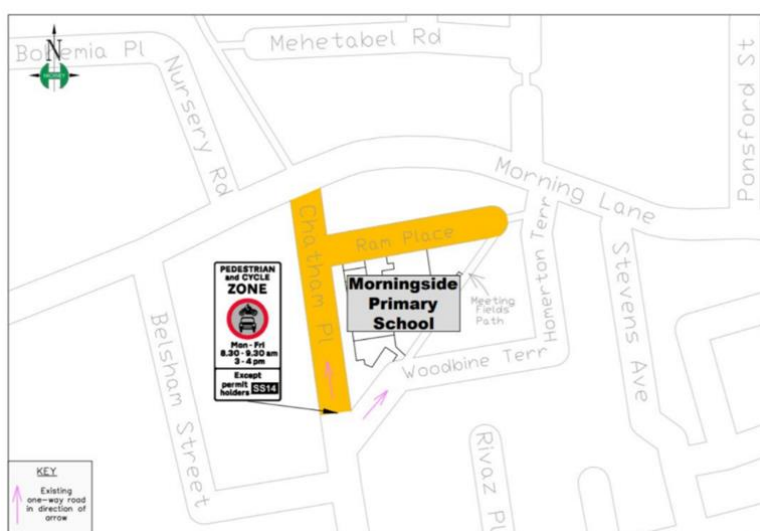
- School Streets is the Council's pioneering scheme to transform roads outside schools, so that only pedestrians and cyclists can use them at school start and finish times.
- The streets tackle congestion and improve air quality at the school gates, making it easier and safer to walk and cycle to school.
- They create a more pleasant environment for everyone, while making sure residents, businesses, pedestrians and cyclists can still use the road.

How it works

The streets around a school temporarily become a pedestrian and cycle only zone at set times in the morning and afternoon. Vehicles are not permitted to enter the zone between these times unless they have been granted an exemption.

Signs inform drivers of the restrictions at the entrance(s) to the closed street(s). **Vehicles are not allowed to enter the School Streets zone during the times of operation**, unless they are registered for an exemption. School Streets will be spot enforced across the borough, and infractions can carry a penalty charge issued by a camera. For more information please visit hackney.gov.uk/school-streets

Zone SS14 Restriction Times
8.30-9.30am and 3-4pm
during school term time



School Streets do not operate during school holidays or at weekends

Back to school

Walk, cycle or scoot to school
where you can.



**STAY
ALERT** ▶ **CONTROL
THE VIRUS** ▶ **SAVE
LIVES**

Celebration Awards



Stars of the Week



Date Presented: 14/09/20

Date Presented: 14/09/20



Mathematicians of the Week



Date Presented: 14/09/20



Writers of the Week



Date Presented: 14/09/20

Date Presented: 14/09/20



Reading Champions



Date Presented: 14/09/20

Date Presented: 14/09/20

Celebration Awards



It's Good to be Green!



Above and Beyond!



What's been happening in Morningside?



We really enjoyed our bubble machine in **Reception**. Amina caught one on her hand!

Year 1 have been amazing at settling back into school and adapting to new routines. They have had a lovely week playing with their friends and exploring new learning.

Emirhan "I like reading stories with my friends"



Year 4 undertook an exciting scientific investigation this week to better understand how friction works. We took turns going down the slide sat on different materials to see which had the least friction. Many of us were surprised to find that cardboard was the fastest!

Year 3 had a wonderful time carrying out a science investigation about how germs spread and what we can do to keep safe.



Over the last two weeks, **year 6** have been working on their self portraits. First, we drew them out into our sketch books. Then we used that practice drawing to help us draw onto canvas. After drawing, we painted the pictures using textile paints.





Children's Centre



We are washing our hands when we arrive at the nursery, and many more times in the day.



We are making new friends and playing together in Rainbow Nursery





Ben The Cook



BBQ Chicken Pizza



STEP 1

Heat oven to 220C/200C fan/gas 7. Tip the flour into a mixer with a dough hook, or a bowl. Add the yeast, salt, oil and 200ml warm water then mix well to a very soft dough. Knead in the food mixer for about 5 mins, but if making this by hand, tip onto a work surface and knead for about 10 mins. The dough is sticky, but try not to add too much extra flour. Leave in the bowl and cover with a tea towel while you halve and slice the peppers and onions. There is no need to prove the dough for a specific time, just let it sit while you make the topping.

STEP 2

For the topping: toss the peppers and onions with the oil and Mixed herbs then roast for 15 mins. Meanwhile mix the barbecue sauce and tomato purée with 5 tbsp water.

STEP 3

Take the dough from the bowl and press into the base and up the sides of an oiled 25x35cm tin, or whatever you have. Don't knead the dough first otherwise it will be too elastic and will keep shrinking back. Spread with two thirds of the barbecue sauce mix then add the remainder to the chicken and toss well to coat it.

STEP 4

Take the roasted pepper mixture from the oven and spread on top of the pizza. Scatter over the tomatoes then evenly spoon on the barbecue chicken. Scatter with the cheese and bake for 15 mins. Serve with a salad or healthy coleslaw.



250g strong bread flour, plain flour is also fine

7g or one packet of instant yeast

1 tsp of salt

1tbsp of oil, any oil is fine!

Topping

3 Tbsp Oil

3 Peppers

1 Onion

1 Tsp Mixed Herbs


2 Tbsp BBQ Sauce

2 Tbsp Tomato Puree

1 Chicken Breast

50g Grated Mozzarella

1 Punnet of cherry tomatoes



Follow Ben on Twitter
[@twitter.com/theschoolcook](https://twitter.com/theschoolcook)



We're on Twitter!

Morningside Primary School and Children's
Centre Twitter Feed


Explore our news feed and keep
up-to-date with what's been
happening in Morningside.



Follow us on Twitter
@ twitter.com/morningside_ps



Share, retweet or like
our activities!



Scan QR Code
to launch our
twitter page



We're on Instagram!

Morningside Primary School and Children's
Centre Instagram Page

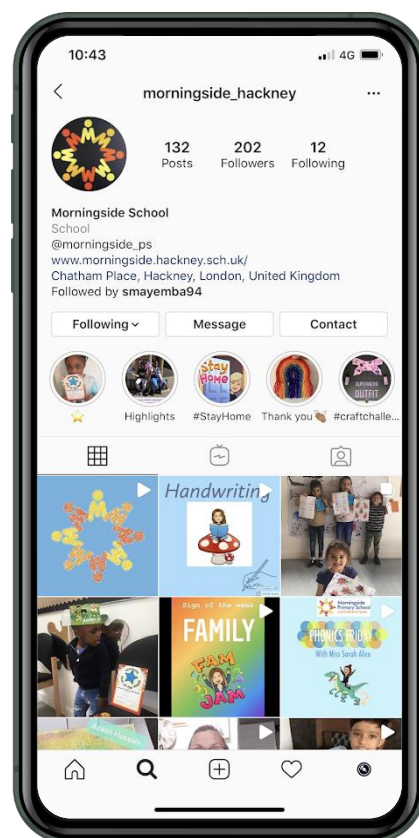
Explore our page and keep up-to-date with what's been happening in Morningside.



Follow us on Instagram
@morningside_hackney



Like our activities!



Scan QR Code
to launch our
Instagram page



Breakfast Club

Information regarding Breakfast Club provided in Morningside Primary School and Children Centre

The breakfast club we offer here at Morningside is a wonderful way for children to start the day. We provide children with a nutritious breakfast which supports them to be ready to learn. Children are also able to read, play games and interact with others in a safe and nurturing environment.

Breakfast club costs just **£1** per day.



EYFS breakfast club costs **£5** per day



Currently available to working parents only



8:00am till 9:00am (last admission is at 8:45am)

Please register by contacting the school main office *first* if you would like to secure a place for your child to attend.





Play Centre

Information regarding Play Centre provision at Morningside Primary School and Children Centre

We offer a Play Centre for pupils in EYFS, KS1 & KS2. At our Play Centre we offer many free and structured play activities for pupils. There is a variety of equipment available for pupils which both captures and engages their imaginations. Pupils are also encouraged to read and take part in creative arts and crafts activities and at times they take their finished products home. There is a snack provided for all children.

The cost of the Play Centre KS1 & KS2

- £3.00 from 3:30pm – 5pm
- £5.00 from 3:30pm – 6pm.

The cost of the Play Centre for EYFS

- £7.50 from 3:30pm – 5pm
- £10.00 from 3:30pm – 6pm.

Play Centre is open until 6pm
Monday to Friday



Your child must be registered to attend Play Centre. Please contact the reception to register your child(ren).




School Uniform

Information regarding Morningside Primary School Uniform dress code

Uniform with the Morningside Primary School's logo can be purchased online via the [school shop](#) website and then collected from the main office. Any other items such as trousers or skirts can be purchased from any shop.

School Uniform:

- Navy blue jumpers (with school logo) – £9
- Yellow polo t-shirts (with school logo) – £8
- Black/ Navy trousers or skirt
- Plain black shoes/ trainers
- Plain black/ navy or white socks/ tights



PE Kit:

- Plain white t-shirt
- Black/ Navy shorts
- Black/ Navy tracksuit bottoms




Additional Items:

- Plain black/navy headscarves
- Book Bags – £5



Scan QR code to launch Morningside's Online Shop to purchase the school jumper, yellow polo shirts, and book bags



Safeguarding Children

Information regarding Safeguarding & Child Protection at Morningside Primary School and Children Centre

Our prime responsibility as a school is to ensure that all children are safe.

Safeguarding can be defined as:

"The process of protecting children from abuse or neglect, preventing impairment of their health and development and ensuring they are growing up in circumstances consistent with the provision of safe and effective care that enables children to have optimum life chances and enter adulthood successfully."

School plays an important role here. For Morningside Primary School it means that we have procedures for the following:

- Child Protection
- Behaviour
- E-Safety
- Visits
- Incident Management
- Risk Assessment
- Allegation of Abuse
- Child Absconding
- Information Sharing
- Medical Needs
- Supervision

A copy of our Child Protection policy is available from the school office and the school website.

If you have a concern about a child's welfare, please report it to a member of staff immediately



Scan QR code to read Morningside's Safeguarding & Child Protection Policy



Key people and their responsibilities are as follows:

Sheena Khangura (Deputy Head)

- Lead Officer for Safeguarding and Child Protection (NCSA)
- Designated Lead for Looked After Children (LAC)
- Inclusion Leader

Janet Taylor (Headteacher)

Deputy Lead Officer for Safeguarding and Child Protection

Rachel Smith (Assistant Head)

E-Safety Officer

It is important to avoid any coaching of a child during a disclosure. Any early discussion with the child should, as far as possible, adhere to the following basic principles:

- A. Listen to the child, rather than directly question him or her**
- B. Never stop a child who is freely recalling significant events**
- C. Make a note of the discussion, taking care to record the timing setting and personnel present as well as what was said**

Report any concerns to a member of staff straight away – never delay to inform the relevant officer.

MARVELLOUS ME PARENTS



MarvellousMe is a fun and motivational tool that supercharges family conversations about school and helps your child do better.



Why you should use MarvellousMe

★ MarvellousMe helps you to talk more easily with your child about school and practise topics together.

★ MarvellousMe helps you to celebrate your child's good work and reinforce the positive behaviours and values that teachers are encouraging and praising in class.

★ Your child will be happier, more confident and motivated, and do better when they know that you are connected with their teacher and receiving positive updates.

'At the age of 7, parental influence on learning is 6 times that of the school.'

Professor Charles Desforges,
'The Impact of Parental Involvement, Parental Support and Family Education on Pupil Achievements and Adjustment.'

'Parent engagement is one of the most effective ways of improving test scores, boosting character development and confidence, and helping children become more powerful learners. The more parents and children have good conversations about their school day, the better pupils achieve.'

Bill Lucas, Professor of Learning at the University of Winchester and co-author of 'Educating Ruffy.'



Getting Started

Your child's teacher will give you a unique MarvellousMe parent join code. You need this to use the app. It's best to download the MarvellousMe parent app from the **Apple** or the **GooglePlay** store:

1 Download the MarvellousMe parent app.

2 Enter your 6-digit parent join code.

3 Tap 'Sign up'.

4 Enter your name, email and make up a password.

5 Tap 'Sign up'.

6 Log in.

If you don't have a smartphone or tablet, you can sign up and log in via **www.marvellousme.com**. Please use Chrome as your Internet browser.

The app is very easy to use. Just tap on the icons to find your way around. There's a walk-through video and Help Centre at **www.marvellousme.com**, if you need any help.

Tips for parents



'Activities' tell you what your child is learning, 'Badges' tell you why the teacher has praised your child and 'Messages' keep you up to date. Think of them as conversation starters to everyday questions like: 'What did you learn at school today?' 'Were you good?' 'Have you got any messages?'

Use your new insight wisely and prompt conversations with your child at different times, such as when travelling, over dinner or at quiet times together. It's natural for children to want to unwind and play after school.

Show the MarvellousMe app to your child. It will help them to reflect on their learning and feel proud of the teacher's positive comments.

'Hi5' the teacher every time they send you an update, so they know you are engaged.

Add another child to your app by tapping 'Add Child' and entering their join code.

Share you app with family and friends by giving them the same parent join code that you used, or inviting them in 'Settings'. They will then be able to enjoy the instant updates as well.

You did very well today!

Lets practise...



PUPIL PREMIUM

Are you eligible??

Don't delay apply today!!

FREE SCHOOL MEALS

FREE BREAKFAST CLUB

FREE SCHOOL JUMPER

EXTRA FUNDING FOR SCHOOL



**hackney
learning trust**



**Morningside
Primary School**
and Children's Centre
Achieving and Aspiring Together



DON'T MISS OUT

APPLY FOR FREE SCHOOLS MEALS

Save up to £390 per year and your child will get a hot meal at school every day.

Your child's school will also get additional funding, but only if you apply for Free School Meals (FSM).

Apply online now, in confidence

www.learningtrust.co.uk/FSM



Information

If there is any other information that you would like please get in touch. We will get back to you as soon as possible.

Contact Information



Morningside Primary School and Children's Centre
Chatham Place
London
E9 6LL



020 8985 5382



admin@morningside.hackney.sch.uk



www.morningside.hackney.sch.uk



Scan QR
Code to
launch
school
website



Executive Principal: Sian Davies



Headteacher: Janet Taylor



Follow us on Instagram
[@morningside_hackney](https://www.instagram.com/morningside_hackney)



Follow us on Twitter
[@morningside_ps](https://twitter.com/morningside_ps)